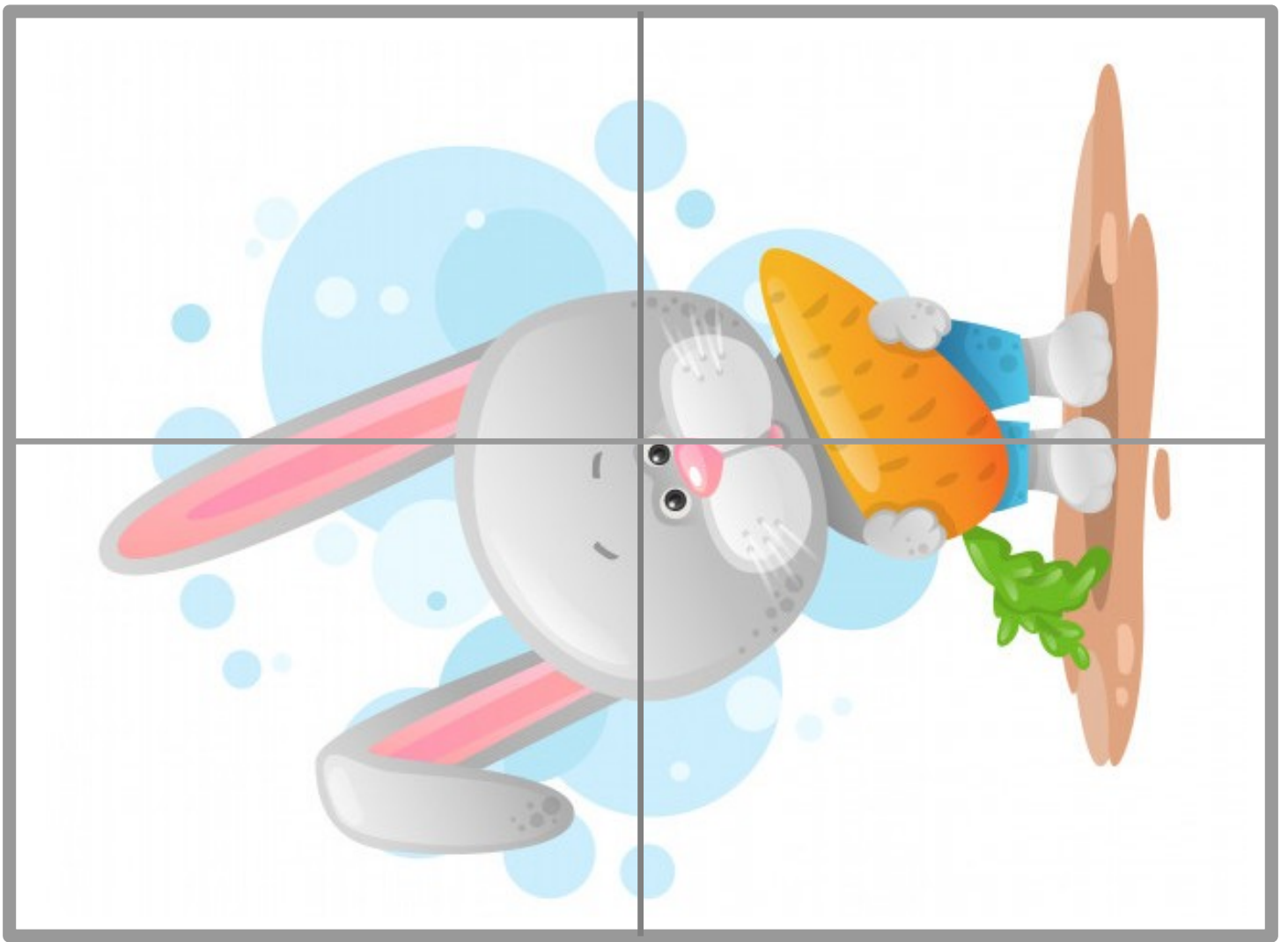

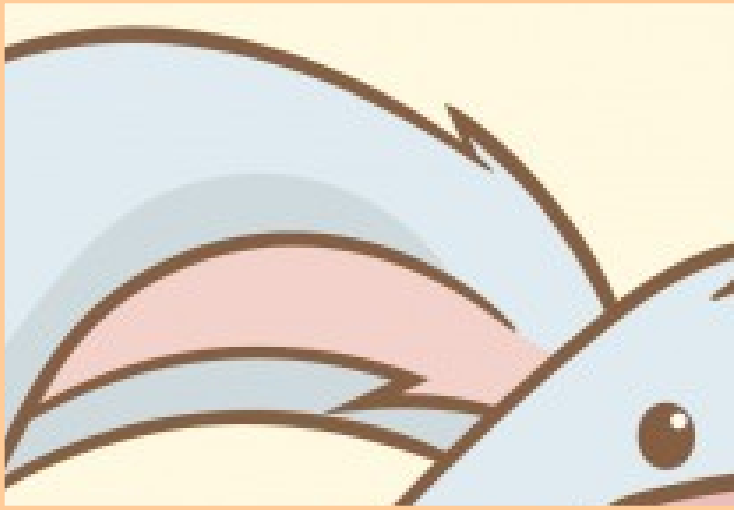


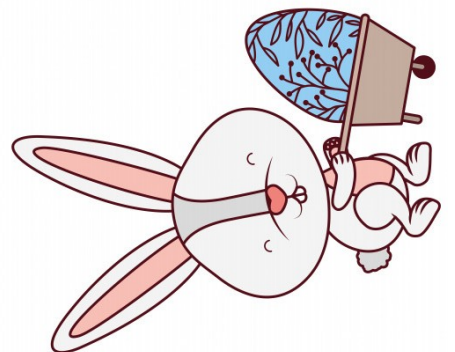

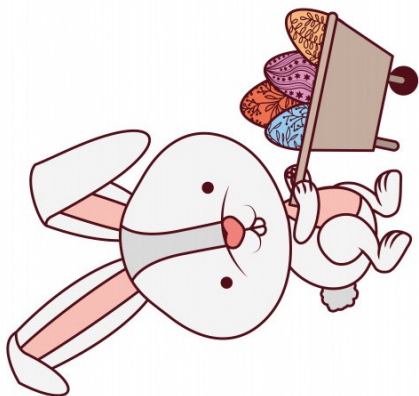
TEATIVIDADES





RECORTES










TEATIVIDADES



TEATIVIDADES

PAREAMENTO





RECORTES





TEATIVIDADES




TEATIVIDADES



TEATIVIDADES


TEATIVIDADES



4 5

This card features five purple Easter eggs decorated with yellow stars. The eggs are arranged in two rows: three in the top row and two in the bottom row. Below the eggs, the number 4 is written in a box on the left and the number 5 is written in a box on the right. The word 'TEATIVIDADES' is written vertically on the right side of the card.

TEATIVIDADES



5 6

This card features six green Easter eggs decorated with purple and yellow stripes and red and purple dots. The eggs are arranged in two rows of three. Below the eggs, the number 5 is written in a box on the left and the number 6 is written in a box on the right. The word 'TEATIVIDADES' is written vertically on the right side of the card.


TEATIVIDADES



6 7

This card features seven pink Easter eggs decorated with white stripes and orange hearts. The eggs are arranged in two rows: three in the top row and four in the bottom row. Below the eggs, the number 6 is written in a box on the left and the number 7 is written in a box on the right. The word 'TEATIVIDADES' is written vertically on the right side of the card.

TEATIVIDADES



7 8

This card features eight yellow and green Easter eggs decorated with wavy lines and dots. The eggs are arranged in three rows: three in the top row, two in the middle row, and three in the bottom row. Below the eggs, the number 7 is written in a box on the left and the number 8 is written in a box on the right. The word 'TEATIVIDADES' is written vertically on the right side of the card.



8

9



9

10



BÊ ADAPT - TEATIVIDADES



@MATERIAISADAPTADOS

Bê adapt
Materiais adaptados



RECORTES

